HSF Compliant

REV.	ECN NO.	DESCRIPTION	DRAW	CHECK	APPD.	DATE
A0		新版发行	YIN	BENDEE	BENDEE	21.06.26
A1		增加D/C	YIN	BENDEE	BENDEE	21.12.30

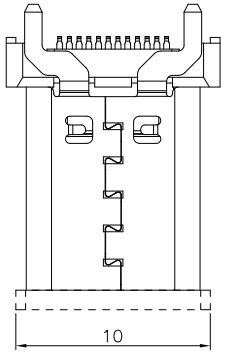

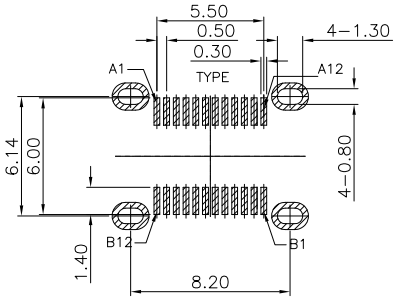

RECOMMEND P.C.B LAYOUT(COMPONENT SIDE)

TOLERANCE FOR PCB LAYOUT IS ± 0.05

KEEP OUT AREA



WITHOUT COVER

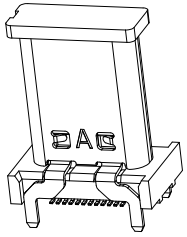

WITH COVER

NOTE:
1.Contact Resistance:40mOHM Max.;
2.Dielectric Withstanding Voltage:100V AC For 1 Minute;
3.Insulation Resistance:100M OHM Min.;
4.Mating And Unmating Force:
Mating Force: 5~20N
Unmating Force: 8~20N;
6~20N AFTER TEST;
5.Durability:10000 Cycles;

料号备注 R=PACK-R0181

CT	3	F	148	M	XX	R	XX	X	X

12=半金雾锡10U"
13=半金雾锡30U"
14=半金雾锡50U"
15=半金雾锡15U"
16=半金雾锡30U"

00=LCP黑不锈钢壳镀镍

B=ROHS2.0标准
N=无卤-ROHS2.0
H=REACH标准

B=盐雾24H
C=盐雾48H

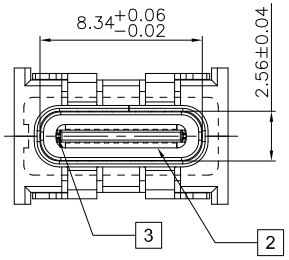

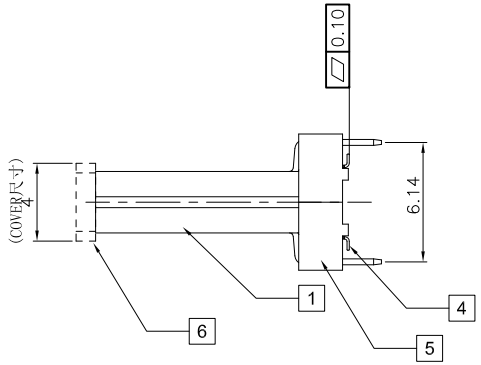

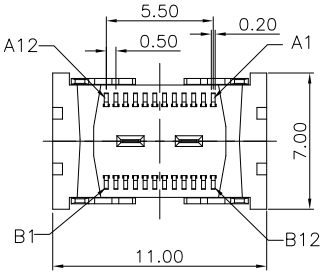

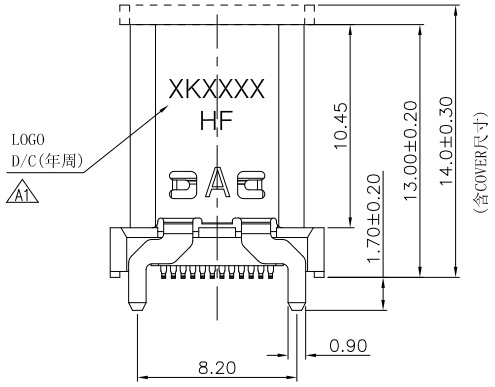

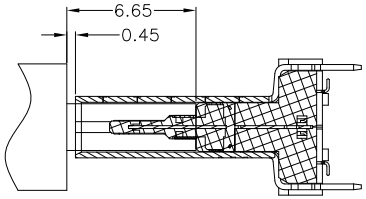

AFTER MATING

Item	Title	Material	Dispose	Q'TY
1	Shell	SUS304	Ni:30u" Min.	1PCS
2	GND Plate	SUS301		2PCS
3	Mid Plate	SUS301		1PCS
4	Contact	C7025	Mating Area: See P/N Solder Tails: Matt Tin	24PCS
5	InsertMolding	LCP	UL 94V-0 Black	1PCS
6	COVER	LCP	UL 94V-0 Black	1PCS

USB TYPE-C PIN ASSIGNMENTS

PIN NUMBER	SIGNAL NAME	PIN NUMBER	SIGNAL NAME
A1	GND	B12	GND
A2	SSTXp1	B11	SSRXp1
A3	SSTXn1	B10	SSRXn1
A4	VBUS	B9	VBUS
A5	CC1	B8	SBU2
A6	Dp1	B7	Dn2
A7	Dn1	B6	Dp2
A8	SBU1	B5	CC2
A9	VBUS	B4	VBUS
A10	SSRXn2	B3	SSTXn2
A11	SSRXp2	B2	SSTXp2
A12	GND	B1	GND

东莞市兴科杰鑫电子有限公司
Dong Guan XingKeJieXin Electronics Co.,Ltd

UNLESS OTHERWISE SPECIFIED TOLERANCES

	METRIC
X. +/-	0.50
.X +/-	0.30
.XX +/-	0.25
FRACTIONS +/-	
ANGLES +/-	2.00°

DIMENSIONS (METRIC) (MM)

APPROVAL		日期
制图	YIN	2021.06.26
审核		
核准		
文件位置		

ANGLE OF PROJECTION

品名规格	USB 3.1 TYPE C SMT直立式 H13.0
料号	–
字张	A4
工程图号:	DWG-CTCF-148
版本.	A1
比例	1 : 1
状态码	A
页数	1 OF 1